





Model 1800 - E


Universal, Heavy Duty Electric Motor Test Stands



Adjustable "T" slot allows 42" wide x 48" long base adjustment.



Heavy duty levelling casters plus centre upright provides centre height adjustment.




1" x 4½" cross slide provides NEMA mounting 184 – 505s/ other mounting holes can be drilled into cross slides as desired.

Capacity – 8000lb. Rating. Base Mounting 184 – 505s/ 12" centre height adjustment. 6" heavy duty adjustable casters. 4ft extension rail for securing to test devise. Cross slides adjustable in length and width. Base plate 5/8" thick x 42" wide x 48" long. Shipping weight 1200 lbs.



Model 1850 - E


Heavy Duty Electric Motor Test Table



Adjustable "T" slot allows 48" wide x 48" long base adjustment with cross slides adjustable in length & width. Floor mounted unit allows minimum 5" ground clearance and a maximum of 22" additional height adjustment.

Note: This unit may be recessed in concrete to provide a floor flush mount allowing testing of the largest of motors.

Scissor legs allow height adjustment with the use of an overhead crane or forklift. Unit has mechanical locks as well as a mechanical height adjustable stop for security.



1" x 4½" cross slide provides NEMA mounting 184 – 505s/ other mounting holes can be drilled into cross slides as desired. Capacity – 8000lbs. Shipping weight 1800 lbs